

WHOLE FOOD. WHOLE TRUTH.

MEET BERRIQI® Your lung's new best friend is a boysenberry apple prebiotic blend.

Want real respiratory support, not hype? BerriQi® is a scientifically tested whole-fruit ingredient made from New Zealand-grown boysenberries and apples. It helps calm inflammation, reduce excess mucus and support healthier lung function. Nothing synthetic. Nothing stripped back. Nothing to hide.

**NATURAL
WHOLE
FRUIT
POWDER**

**37% MORE
ANTHOCYANINS**

**LOW DOSE
ONLY
650MG**



**WHOLE FOOD, NOT
WHITE POWDER**

Polyphenols and fibres stay together, the way they are meant to.



**FAST-ACTING, MEASURABLE
RESPIRATORY SUPPORT**

Improves breathing parameters within one hour in acute cases.



**REDUCES RESPIRATORY
DISCOMFORT**

Targets and reduces lung inflammation and mucus overproduction.



**SUPPORTS ELASTICITY
& REPAIR**

Helps restore healthy airway structure, not just manage symptoms.

BERRIQI® GETS HONEST ABOUT LUNGS

Most respiratory ingredients focus on symptoms.

BerriQi® goes deeper.

Made from NZ-grown boysenberries and apples, BerriQi® keeps the natural bioactive compounds that make these fruits powerful in the first place. It is not a synthetic isolate. Not a single-compound shortcut.

It is whole fruit, blended with intent and backed by science.

SO WHAT MAKES IT DIFFERENT?

Boysenberries and apples contain polyphenols and other bioactives that help regulate inflammation. When combined in the right way, these compounds support the lungs' natural ability to repair, remodel and function properly.

In simple terms, BerriQi® helps calm inflammation, reduce excess mucus and support healthier lung tissue.

That means clearer airways, better elasticity and breathing that feels easier.

And yes, there is real data behind it.

SCIENCE PERFECTED IN MARKET™

WHY CHOOSE BERRIQI®?



Backed by science: Supported by robust preclinical and clinical research, full compositional analysis available.



Fast-acting: Results seen after just 1–2 doses in acute inflammation models.



Long-term benefits: Reduces chronic airway remodelling and fibrosis.



Safe for all: Suitable for children, pregnant women, and the elderly.



High consumer appeal: Great-tasting with a natural fruit profile.



Flexibility: Suitable for chewables, capsules, sachets, and functional foods!



Clean label: Non-GMO, no added sugars or flavours, GRAS.



Support: Marketing, Formulation, and Acceptance Testing support available.

CLINICAL VALIDATION



IN-VIVO MODELS

Proven efficacy in acute, chronic therapeutic, and chronic recovery models of airway inflammation in mice.



IN-VITRO STUDIES

Demonstrated anti-inflammatory effects on human lung cells.



CLINICAL TRIALS

Confirmed preclinical results showed significant improvements in respiratory health markers.

WHAT MAKES BERRIQI® UNIQUE?

BerriQi's strength comes from its natural bioactive compounds: **anthocyanins** from boysenberries and both **ellagitannins** and **procyanidins** from apples.

These compounds work together to:

- Shift macrophages from a pro-inflammatory state to a repair-focused state, helping lung tissue recover faster.
- Reduce collagen build-up and fibrosis, restoring flexibility and elasticity in the airways.
- Calm key inflammatory pathways, including NF-κB, while boosting antioxidant protection.

In short, BerriQi® supports the lungs at both a cellular and structural level.

KEY POSITIONING - BERRIQI® IS DESIGNED FOR RESPIRATORY FORMULATIONS TARGETING:

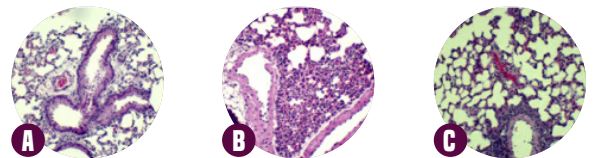
Pollution and Allergies: Helps relieve airway inflammation by countering oxidative stress from pollution and calming allergen-driven immune responses.

Cold and Flu Recovery: Supports faster recovery from lingering symptoms like coughing and mucus overproduction by helping regulate the immune response.

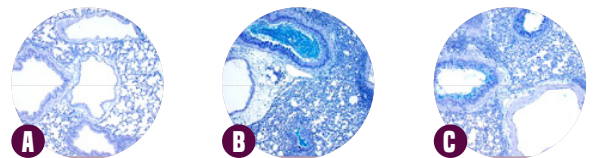
Chronic Lung Conditions: Provides long-term respiratory support for conditions such as asthma and COPD by reducing fibrosis and improving breathing capacity.

IF YOU WANT THE SCIENCE:

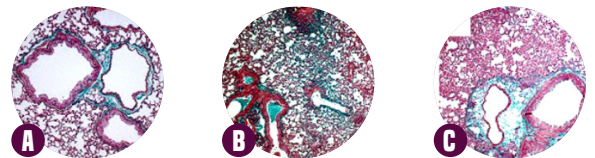
REDUCTION OF INFILTRATING IMMUNE CELLS



REDUCTION OF MUCOSAL CELLS



REDUCTION OF COLLAGEN SCARRING



Figures show Masson's trichrome collagen staining of mouse lung tissue. (A) shows naive lung tissue; (B) shows tissue stimulated once weekly for 11 weeks by allergen; and (C) shows eleven-week chronically allergen-stimulated lung tissue after consumption of BerriQi® 3x per week for 5 weeks.

Shaw OM, Hurst RD, Harper JL. Boysenberry ingestion supports fibrolytic macrophages with the capacity to ameliorate chronic lung remodeling. *Am J Physiol Lung Cell Mol Physiol.* 2016 Sep 1;311(3):L628-38. doi: 10.1152/ajplung.00309.2015.

Confidential information – property of Anagenix Ltd

